



KANSAS
HOSPITAL
ASSOCIATION

Kansas Hospital Snapshot



Presented by Mary Matzke, RN, MMIS, CPHIMS

Kansas Hospital Association

January 17, 2013

OUR MISSION | To be the voice and resource for community-based hospitals.

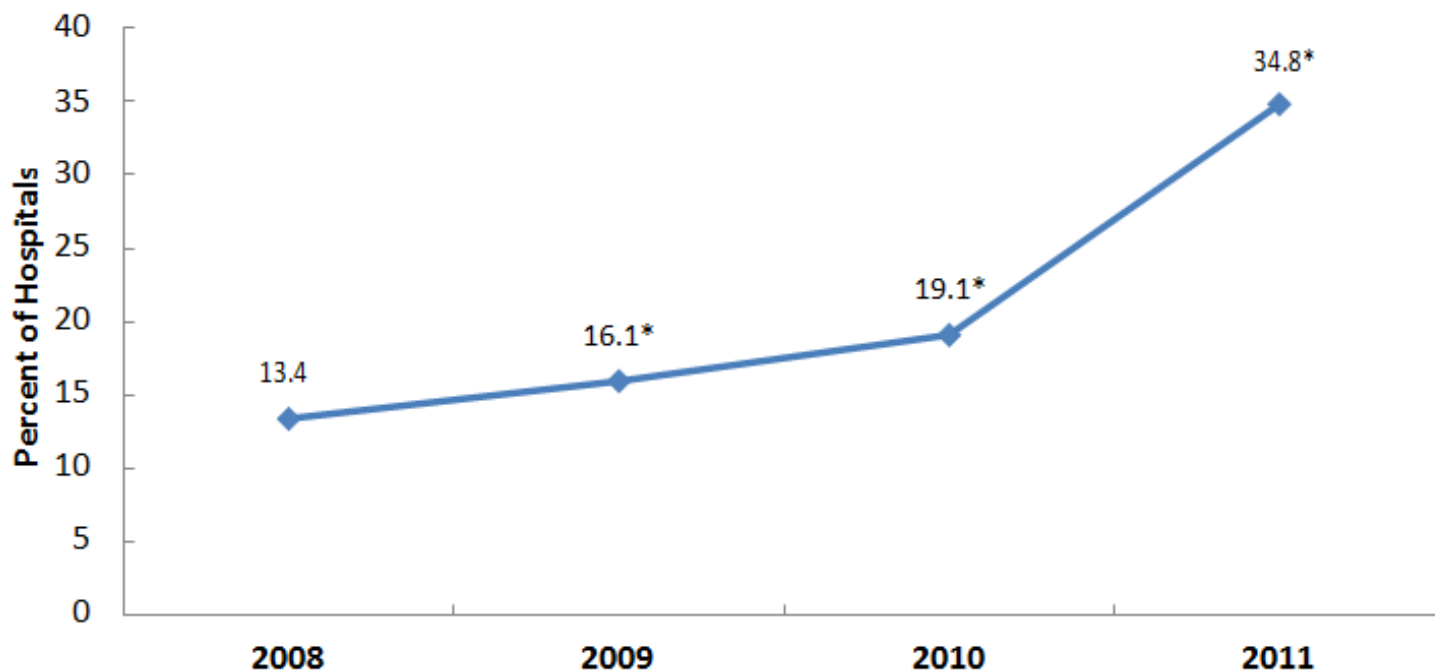


KANSAS
HOSPITAL
ASSOCIATION

Hospital Adoption of EHR

Hospital adoption of EHR systems has more than doubled since 2009.

Figure 1: Percent of non-federal acute care hospitals with adoption of at least a Basic EHR system: 2008-2011



NOTES: Adoption requires the EHR system to have at least a basic set of EHR functions as defined in Table 2. Estimates reported are based on adoption of at least a Basic EHR without Clinician Notes.

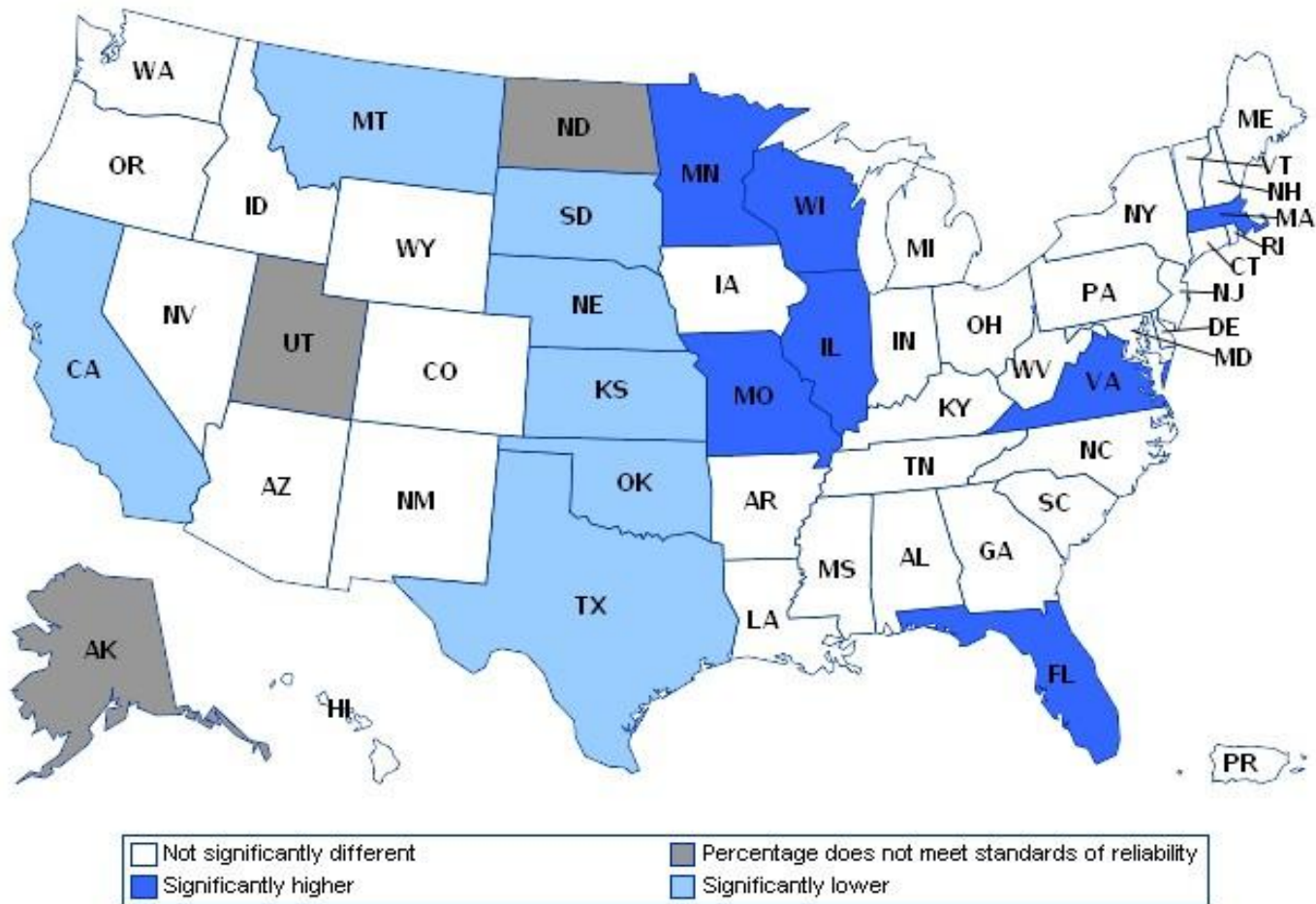
*Significantly different from previous year ($p < 0.05$).

SOURCE: ONC/American Hospital Association (AHA), AHA Annual Survey Information Technology Supplement



KANSAS
HOSPITAL
ASSOCIATION

EHR Adoption Rates



Percent of non-federal acute care hospitals with adoption of at least a Basic EHR system compared with national average (34.8%): 2011



**KANSAS
HOSPITAL
ASSOCIATION**

Hospital Adoption of EHR Systems and Intent to Attest to Meaningful Use

State	EHR Adoption, %	Intent to Attest, %	n(N)	State	EHR Adoption, %	Intent to Attest, %	n(N)
			2641				
United States	34.8	85.4	(4515)	Missouri	45.1†	52.2§	113(113)
Alabama	25.4	86.7	44(95)	Montana	15.2	87.3	31(54)
Alaska	7.3*	90.9	13(22)	Nebraska	22.9	90.7	52(84)
Arizona	23.3	84.9	31(62)	Nevada	36.1	82.5	13(30)
Arkansas	33.7	87.0	40(72)	New Hampshire	43.8	100.0†	14(26)
California	23.2§	83.5	153(333)	New Jersey	37.5	94.5†	41(63)
Colorado	33.0	93.4†	42(72)	New Mexico	28.2	79.1	16(29)
Connecticut	43.9	95.2†	22(30)	New York	33.2	94.9†	118(177)
Delaware	39.2	100.0†	5(6)	North Carolina	32.2	83.7	76(111)
District of Columbia	36.9	73.3	8(9)	North Dakota	11.2*	91.0	15(42)
Florida	60.2†	93.6†	93(183)	Ohio	33.9	90.5†	96(158)
Georgia	30.4	87.4	53(139)	Oklahoma	13.9§	90.0	39(102)
Hawaii	66.9	100.0†	9(23)	Oregon	50.4	79.8	25(58)
Idaho	19.0	84.3	24(39)	Pennsylvania	36.9	91.0†	109(158)
Illinois	43.8†	90.5†	131(180)	Rhode Island	55.2	100.0†	9(11)
Indiana	32.8	91.0	66(107)	South Carolina	43.2	82.6	24(57)
Iowa	37.9	86.5	83(117)	South Dakota	16.8§	75.0	27(51)
Kansas	22.5§	71.2§	102(123)	Tennessee	34.8	76.3	49(116)
Kentucky	29.5	67.2§	58(98)	Texas	26.6§	83.6	175(349)
Louisiana	27.1	75.3	48(101)	Utah	8.9*	100.0†	8(41)
Maine	45.8	100.0†	24(36)	Vermont	59.0	100.0†	7(14)
Maryland	38.4	89.7	39(46)	Virginia	62.1†	72.0	40(79)
Massachusetts	55.3†	95.0†	39(67)	Washington	41.4	91.2	51(85)
Michigan	37.0	94.0†	87(133)	West Virginia	36.5	86.1	27(50)
Minnesota	47.2†	87.3	127(131)	Wisconsin	49.6†	92.4†	73(121)
Mississippi	27.1	92.2	37(88)	Wyoming	21.0	93.0	15(24)



KANSAS
HOSPITAL
ASSOCIATION

2012 AHA Preliminary Results

2012 AHA Annual Survey
Information Technology Supplement
Health Forum, L.L.C.

Codebook

Please return to:
AHA Annual Survey
Information Technology Supplement
366 N. Wacker
Chicago, IL 60606

Please Note: This year we continue to include new questions designed to capture your current level of adoption and gain insights in the context of the US Department of Health and Human Service's Meaningful Use initiative. This information will provide important data on the state of health IT in hospitals as relating specifically to the goals of the program.



KANSAS
HOSPITAL
ASSOCIATION

Kansas Hospital Comparison

	2012	2011	Change
Full EHR	38%	22%	16%
Partial EHR	48%	57%	-9%
No EHR	14%	21%	7%
Intent to Attest	85%	71%	14%



KANSAS
HOSPITAL
ASSOCIATION

Patient Engagement Functions

View Medical Info Online	10%
Download Medical Info	5%
Request Change to Record	22%
Request Rx Refills	8%
Schedule Appointments	10%
Pay Bills	53%
Submit Data-wt, glucose, BP	5%
Personal Health Record	13%
Patient Portal	20%
Secure Messaging	13%



KANSAS
HOSPITAL
ASSOCIATION

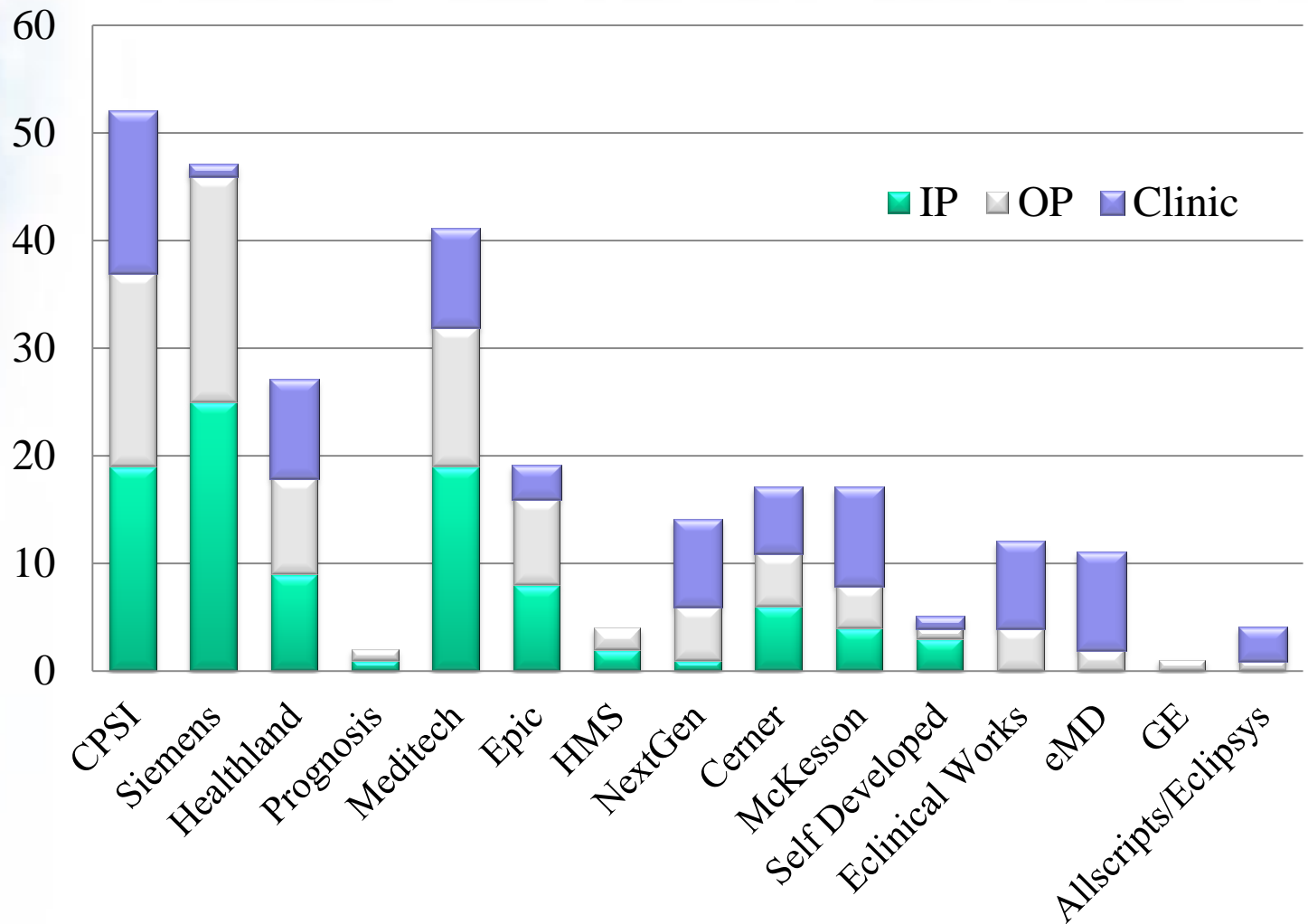
Health Information Exchange

	System Hospitals	Outside Hospitals	Systems Clinics	Outside Clinics
Patient Demographics	42%	14%	44%	21%
Lab Results	42%	17%	48%	25%
Medications	33%	7%	32%	12%
Radiology Reports	37%	10%	40%	21%
Summary of Care Record	32%	10%	29%	10%
No Data Exchange	26%	31%	20%	29%



KANSAS
HOSPITAL
ASSOCIATION

Kansas 2012 Hospital EHR Vendors





KANSAS HOSPITAL ASSOCIATION



Connect with peers to learn about their experience in implementing electronic health record systems. Get in touch by phone or visit a hospital near you.

Choose which state to view:

Select peers by clicking a region on the map or by selecting an EHR Vendor



© 2011 Kansas Hospital Association | 215 SE 8th Avenue
Topeka, Kansas 66603-3906 | 785-233-7436 | Fax: 785-233-8955



OUR MISSION | To be the voice and resource for community-based hospitals.



KANSAS
HOSPITAL
ASSOCIATION

Resources

ABOUT KHA CRITICAL ISSUES ADVOCACY EDUCATION COMMUNICATIONS DATA

HOME > CRITICAL ISSUES > Health Information Technology Print

Health Information Technology and Exchange

The American Recovery and Reinvestment Act of 2009 provides approximately \$19 billion in funding to help hospitals and physicians adopt health information technology. The Kansas Hospital Association and the Kansas Hospital and Education and Research Foundation have compiled and developed resources to support the hospital community on its journey to Meaningful Use. KHA Principles for the Adoption of HIT were developed on March 25, 2009.

- Federal / Meaningful Use
- State / Medicaid Incentives
- Health Information Exchange
- Tools & Resources
- KHIN (Kansas Health Information Network)
- KHIE (Kansas HIE Initiative)
- Regional HIT Extension Center
- Kansas EHR Toolkit

H Hospitals
HIT Help
\$ Economic Impact
Allieds

Search here ...

KHA Calendar

- KHA Board Meeting - Jan. 16
- HFMA Educational Program - Jan. 17
- KHA Advocacy Day - Jan. 22
- New CEO Orientation - Jan. 22-23
- KHSC Board Meeting - Feb. 11

www.hithelp.info

www.healthit.gov/media/pdf/ONC_Data_Brief_AHA_2011.pdf

Mary Matzke mmatzke@kha-net.org 785.249.3045